

Mono PERC 166mm 340 Cells


TH(390-410)PM5-60SB Silver Frame

390/395/400/405/410 WP




High customer value

- Lower LCOE (Levelized Cost Of Energy), reduced BOS (Balance Of System) cost, shorter payback time
- Lower guaranteed first year and annual degradation
- Designed for compatibility with existing mainstream system components
- Higher return on Investment




High energy yield

- Excellent IAM (Incident Angle Modifier) and low irradiation performance, validated by 3rd party certifications
- Better anti-shading performance and lower operating temperature
- Low shading loss and full parallel circuit layout bring more effective power generation



High reliability

- Minimized micro-cracks with innovative non-destructive cutting technology
- Ensured PID resistance through cell process and module material control
- Resistant to harsh environments such as salt, ammonia, sand, high temperature and high humidity areas
- Mechanical performance up to 5400 Pa positive load and 2400 Pa negative load
- Class-C fire safety test passed



High power up to 410W

- Large area cells based on 166mm silicon wafers and shingled cell technology
- Up to 20.9% module efficiency with high density interconnect technology
- Multi-busbar technology for better light trapping effect lower series resistance and improved current collection
- Innovative structure, low temperature bonding, high density layout, better aesthetics

APPLICATIONS >>



On-grid residential roof-tops



On-grid commercial/ industrial roof-tops



MAXIMUM EFFICIENCY

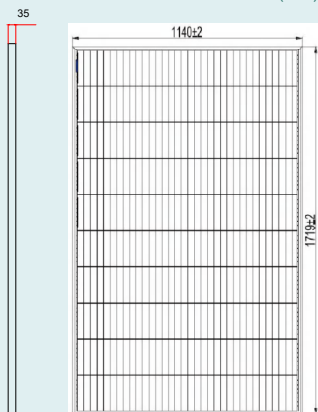
20.9%

POSITIVE POWER TOLERANCE

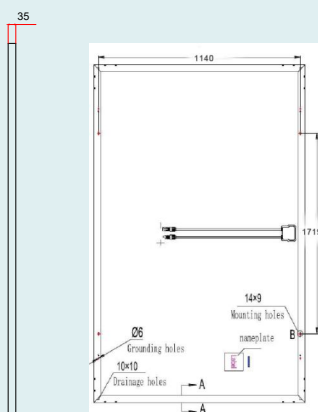
0 ~ +5W



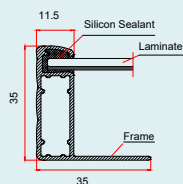
DIMENSIONS OF PV MODULE(mm)



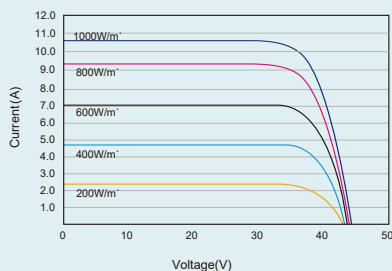
Front View



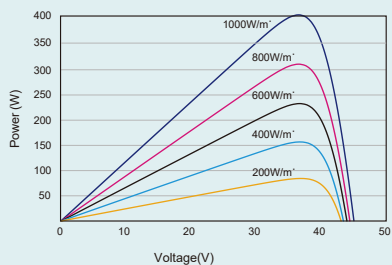
Back View



I-V CURVES OF PV MODULE(400W)



P-V CURVES OF PV MODULE(400W)



ELECTRICAL DATA (STC)

Parameter	390	395	400	405	410
Peak Power Watts- P_{MAX} (Wp)*	390	395	400	405	410
Power Tolerance- P_{MAX} (W)	0 ~ +5				
Maximum Power Voltage- V_{MPP} (V)	38.5	38.5	38.6	38.7	38.8
Maximum Power Current- I_{MPP} (A)	10.13	10.26	10.36	10.47	10.57
Open Circuit Voltage- V_{OC} (V)	46.3	46.3	46.4	46.5	46.6
Short Circuit Current- I_{SC} (A)	10.87	10.92	10.97	11.02	11.07
Module Efficiency η_m (%)	19.9	20.2	20.4	20.7	20.9

STC: Irradiance 1000W/m², Cell Temperature 25°C, Air Mass AM1.5. *Measuring tolerance: ±3%.

ELECTRICAL DATA (NOCT)

Parameter	294	297	301	305	309
Maximum Power- P_{MAX} (Wp)	294	297	301	305	309
Maximum Power Voltage- V_{MPP} (V)	36.7	36.7	36.8	36.9	37.0
Maximum Power Current- I_{MPP} (A)	8.00	8.10	8.18	8.27	8.35
Open Circuit Voltage- V_{OC} (V)	44.1	44.1	44.2	44.3	44.4
Short Circuit Current- I_{SC} (A)	8.77	8.81	8.85	8.89	8.93

NOCT: Irradiance at 800W/m², Ambient Temperature 20°C, Wind Speed 1m/s.

MECHANICAL DATA

Solar Cells	Monocrystalline
Cell Orientation	340 cells (34× 10)
Module Dimensions	1719×1140×35 mm (67.68×44.88×1.38 inches)
Weight	22 kg
Glass	3.2 mm (0.13 inches), High Transmission, AR Coated Heat Strengthened Glass
Encapsulant Material	EVA/POE
Backsheet	White
Frame	35 mm(1.38 inches) Silver anodized aluminium alloy
J-Box	IP 68 rated (3 bypass diodes)
Cables	Photovoltaic Technology Cable 4.0mm ² (0.006 inches ²) Portrait: N 1000mm/P 1000mm(39.37/39.37 inches) Length can be customized
Connector	MC4 Compatible

*Please refer to regional datasheet for specified connector.

TEMPERATURE RATINGS

NOCT(Nominal Operating Cell Temperature)	43°C (±2°C)
Temperature Coefficient of P_{MAX}	- 0.34%/°C
Temperature Coefficient of V_{OC}	- 0.25%/°C
Temperature Coefficient of I_{SC}	0.04%/°C

MAXIMUM RATINGS

Operational Temperature	- 40 ~ +85°C
Maximum System Voltage	1500V DC (IEC)
	1000V DC (IEC)
Max Series Fuse Rating	20A

WARRANTY

- 15 year Product Workmanship Warranty
- 25 year Power Warranty
- 2.5% first year degradation
- 0.5% Annual Power Attenuation

*Please refer to product warranty for details.

PACKAGING CONFIGURATION

- Modules per pallet: 31 pieces
- Modules per 40' container: 806 pieces



CAUTION: READ SAFETY AND INSTALLATION INSTRUCTIONS BEFORE USING THE PRODUCT.

© 2021 Maysun Solar Co.,Ltd. All rights reserved. Specifications included in this datasheet are subject to change without notice.

Website: www.maysunsolar.com